

Now Yesterday

Search:

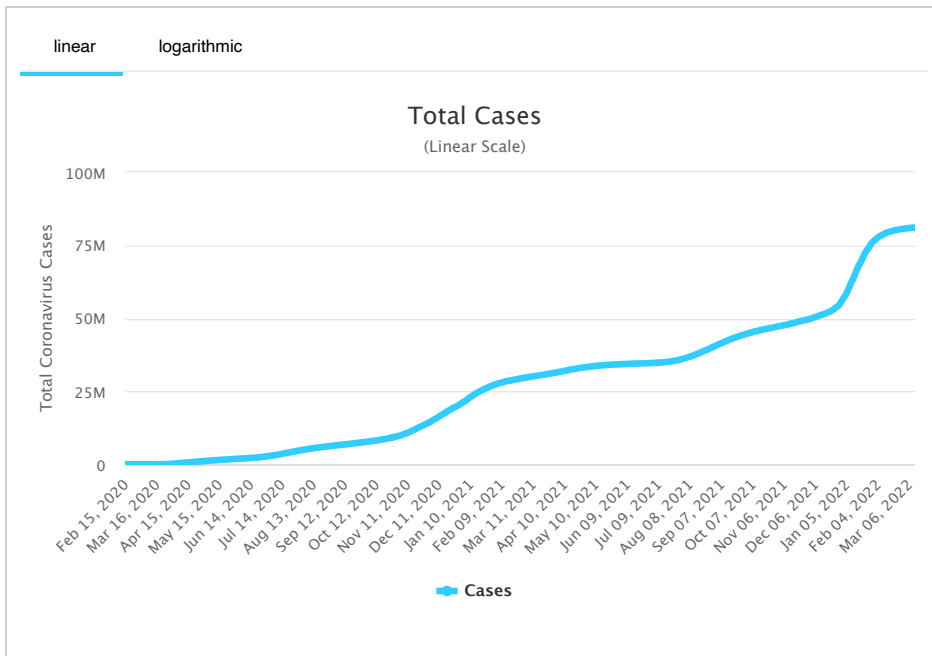
#	USA State	Total Cases	New Cases	Total Deaths	New Deaths	Total Recovered	Active Cases	Tot Cases/ 1M pop	Deaths/ 1M pop	Total Tests
	USA Total	81,108,786		991,260		55,600,175	24,517,351	245,040	2,995	962,6
1	California (/coronavirus/usa/california/)	9,028,690		87,254		N/A	N/A	228,504	2,208	150,0
2	Texas (/coronavirus/usa/texas/)	6,670,206		86,538		N/A	N/A	230,040	2,984	61,0
3	Florida (/coronavirus/usa/florida/)	5,867,256		71,474		N/A	N/A	273,179	3,328	54,6
4	New York (/coronavirus/usa/new-york/)	5,092,228		68,132		N/A	N/A	261,763	3,502	102,0
5	Illinois (/coronavirus/usa/illinois/)	3,043,893		37,271		2,921,203	85,419	240,210	2,941	55,6
6	Pennsylvania (/coronavirus/usa/pennsylvania/)	2,767,304		43,767		N/A	N/A	216,162	3,419	25,1
7	Ohio (/coronavirus/usa/ohio/)	2,662,425		37,212		2,604,031	21,182	227,770	3,183	21,8
8	North Carolina (/coronavirus/usa/north-carolina/)	2,606,754		22,892		2,560,824	23,038	248,544	2,183	26,0
9	Georgia (/coronavirus/usa/georgia/)	2,475,489		36,129		1,640,051	799,309	233,153	3,403	23,4
10	Michigan (/coronavirus/usa/michigan/)	2,369,853		35,135		1,421,905	912,813	237,297	3,518	23,7
11	New Jersey (/coronavirus/usa/new-jersey/)	2,178,976		33,067		1,929,829	216,080	245,320	3,723	17,3
12	Tennessee (/coronavirus/usa/tennessee/)	2,014,649		24,804		N/A	N/A	295,006	3,632	12,5
13	Arizona (/coronavirus/usa/arizona/)	1,987,318		28,090		1,903,696	55,532	273,031	3,859	18,4
14	Indiana (/coronavirus/usa/indiana/)	1,686,379		23,126		1,489,950	173,303	250,494	3,435	19,1
15	Massachusetts (/coronavirus/usa/massachusetts/)	1,679,921		23,732		N/A	N/A	243,732	3,443	41,4
16	Virginia (/coronavirus/usa/virginia/)	1,651,940		19,165		N/A	N/A	193,537	2,245	18,6
17	Wisconsin (/coronavirus/usa/wisconsin/)	1,577,169		13,662		N/A	N/A	270,878	2,346	15,3

18	South Carolina (/coronavirus/usa/south-carolina/)	1,464,590	17,331	1,065,948	381,311	284,457	3,366	15,6
19	Washington (/coronavirus/usa/washington/)	1,434,783	12,133	N/A	N/A	188,418	1,593	11,6
20	Minnesota (/coronavirus/usa/minnesota/)	1,421,312	12,455	1,404,496	4,361	252,022	2,208	18,9
21	Missouri (/coronavirus/usa/missouri/)	1,402,801	19,347	917,144	466,310	228,565	3,152	14,3
22	Colorado (/coronavirus/usa/colorado/)	1,323,874	12,701	843,701	467,472	229,890	2,206	16,8
23	Kentucky (/coronavirus/usa/kentucky/)	1,292,832	14,218	N/A	N/A	289,375	3,182	13,6
24	Alabama (/coronavirus/usa/alabama/)	1,288,454	18,766	N/A	N/A	262,779	3,827	7,3
25	Louisiana (/coronavirus/usa/louisiana/)	1,229,511	16,862	N/A	N/A	264,480	3,627	14,7
26	Oklahoma (/coronavirus/usa/oklahoma/)	1,026,650	13,514	N/A	N/A	259,454	3,415	5,4
27	Maryland (/coronavirus/usa/maryland/)	1,005,716	14,229	N/A	N/A	166,353	2,354	19,0
28	Utah (/coronavirus/usa/utah/)	925,275	4,518	911,663	9,094	288,611	1,409	9,3
29	Iowa (/coronavirus/usa/iowa/)	850,643	9,262	N/A	N/A	269,611	2,936	8,4
30	Arkansas (/coronavirus/usa/arkansas/)	824,988	10,836	811,472	2,680	273,374	3,591	6,6
31	Mississippi (/coronavirus/usa/mississippi/)	792,289	12,247	774,429	5,613	266,213	4,115	6,0
32	Kansas (/coronavirus/usa/kansas/)	768,422	8,003	734,082	26,337	263,762	2,747	2,2
33	Connecticut (/coronavirus/usa/connecticut/)	729,354	10,615	695,625	23,114	204,571	2,977	15,2
34	Oregon (/coronavirus/usa/oregon/)	698,982	6,854	583,751	108,377	165,724	1,625	10,6
35	Nevada (/coronavirus/usa/nevada/)	687,506	9,895	592,258	85,353	223,205	3,212	6,8
36	New Mexico (/coronavirus/usa/new-mexico/)	514,901	7,040	483,235	24,626	245,562	3,357	6,6
	West Virginia	494,406	6,544	486,557	1,305	275,874	3,651	5,7

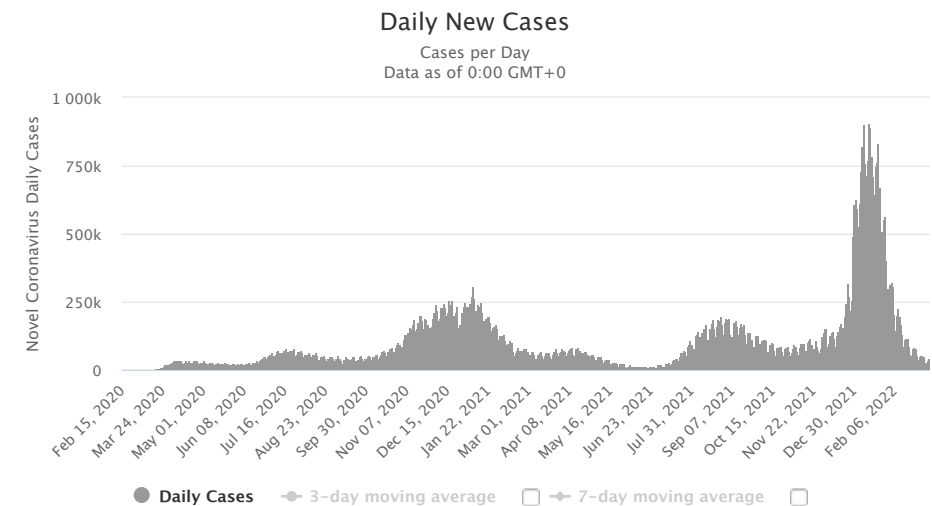
37	(/coronavirus/usa/west-virginia/)									
38	Nebraska (/coronavirus/usa/nebraska/)	476,807		4,025		N/A	N/A	246,487	2,081	5,3
39	Idaho (/coronavirus/usa/idaho/)	437,061		4,814		156,315	275,932	244,569	2,694	2,8
40	Rhode Island (/coronavirus/usa/rhode-island/)	357,647		3,421		N/A	N/A	337,606	3,229	7,5
41	New Hampshire (/coronavirus/usa/new-hampshire/)	299,999		2,414		296,536	1,049	220,634	1,775	4,4
42	Montana (/coronavirus/usa/montana/)	271,590		3,221		267,510	859	254,113	3,014	2,6
43	Delaware (/coronavirus/usa/delaware/)	257,848		2,753		250,509	4,586	264,795	2,827	1,0
44	North Dakota (/coronavirus/usa/north-dakota/)	239,043		2,223		236,401	419	313,679	2,917	6
45	Hawaii (/coronavirus/usa/hawaii/)	237,672		1,354		N/A	N/A	167,863	956	3,5
46	South Dakota (/coronavirus/usa/south-dakota/)	236,552		2,848		230,587	3,117	267,393	3,219	2,1
47	Alaska (/coronavirus/usa/alaska/)	234,865		1,168		165,968	67,729	321,053	1,597	4,0
48	Maine (/coronavirus/usa/maine/)	231,758		2,140		N/A	N/A	172,412	1,592	4,7
49	Wyoming (/coronavirus/usa/wyoming/)	155,686		1,749		153,692	245	269,000	3,022	1,3
50	District Of Columbia (/coronavirus/usa/district-of-columbia/)	134,623		1,319		N/A	N/A	190,752	1,869	3,0
51	Vermont (/coronavirus/usa/vermont/)	113,762		608		107,076	6,078	182,314	974	3,4
52	Puerto Rico	475,379		4,146		261,477	209,756	140,356	1,224	3,8
53	Guam	46,123		337		44,182	1,604			4
54	United States Virgin Islands	15,449		109		15,303	37			3
55	Northern Mariana Islands	10,326		30		10,037	259			!
56	American Samoa	404				N/A	N/A			
57	Veteran Affairs	610,825		21,123		585,436	4,266			7,9
58	US Military	605,830		681		553,535	51,614			
59	Federal Prisons	68,942		295		N/A	N/A			1

60	Navajo Nation	52,685	1,655	50,800	230			4
61	Grand Princess Ship	122	7	115	0			
62	Wuhan Repatriated	3		3	0			
63	Diamond Princess Ship	46		46	0			
	Total:	81,108,786	991,260	55,600,175	24,517,351	245,040	2,995	962,6

Total Coronavirus Cases in the United States

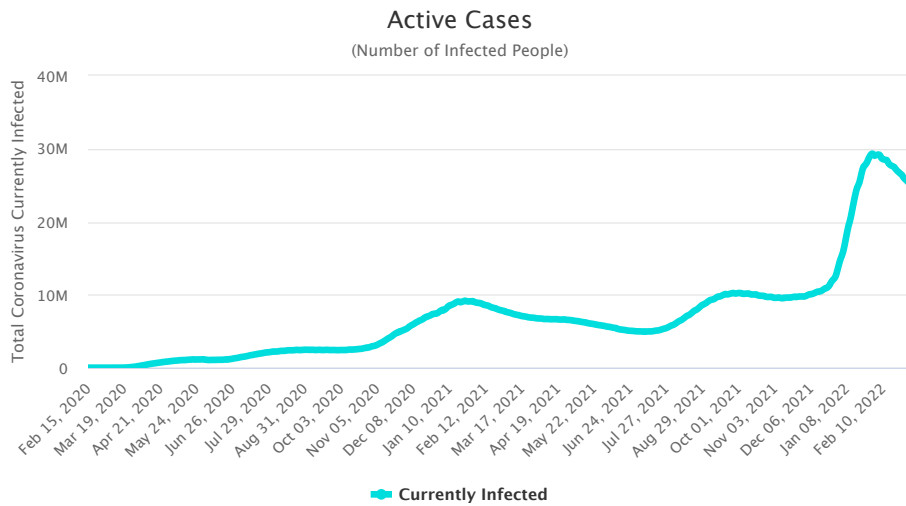


Daily New Cases in the United States

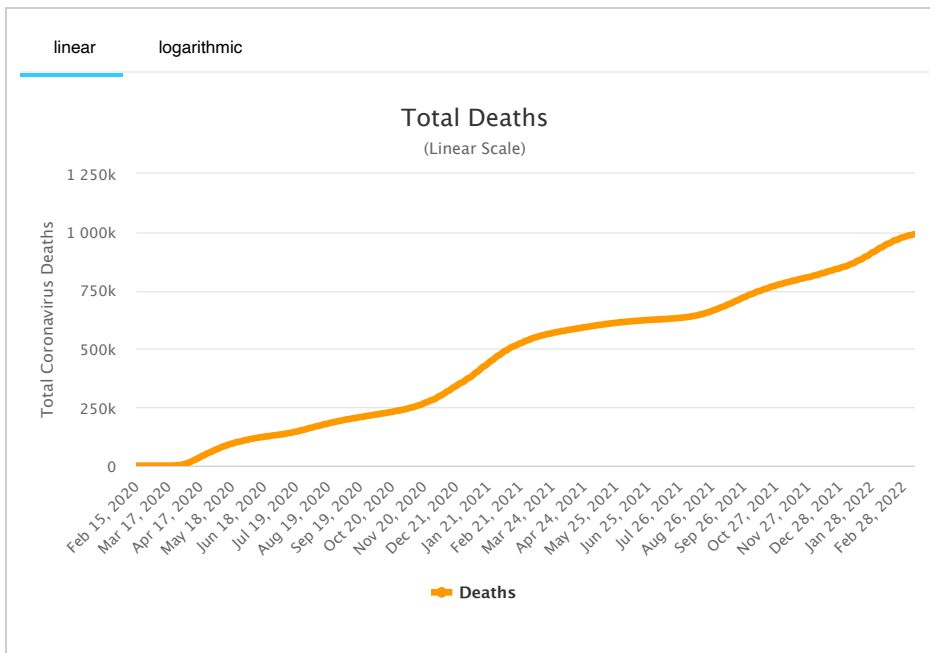


See also: [Daily Deaths Graph](#)

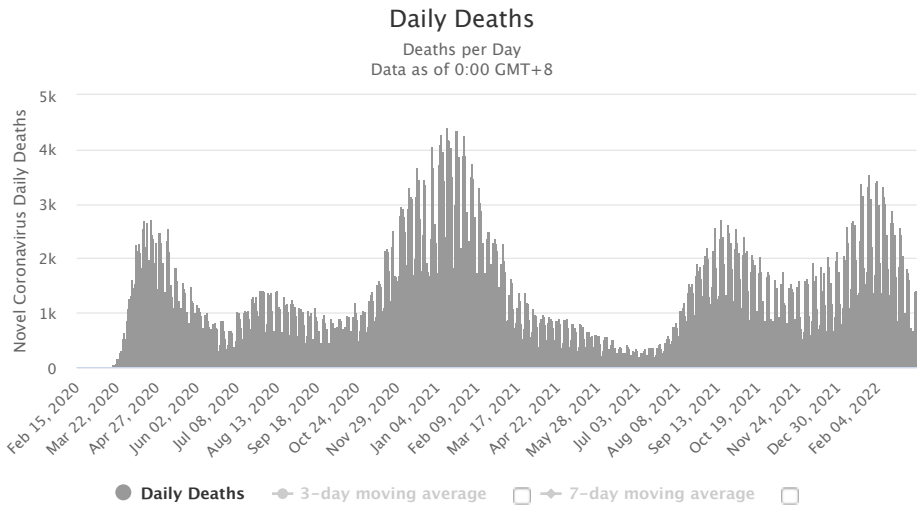
Active Cases in the United States



Total Coronavirus Deaths in the United States



Daily New Deaths in the United States



See also: [Daily Cases Graph](#)

Latest News

March 10 (GMT)

Updates

- 38,038 new cases and 1,247 new deaths in [the United States \(/coronavirus/country/us/\)](#)

March 9

March 8

March 7

March 6

March 5

[View More News](#)

Historical account of the initial stages of the epidemic in the United States

Content:

- First 20 cases in the United States
- Progression of first suspected cases
- Timeline of initial events
- Sources for the historical account

First 20 cases in the United States

Information collected on the first 20 domestic cases (not including repatriated cases and Diamond Princess cruise ship evacuee cases) is presented in the table below:

State	Cases	Sex	Age	Date	Case #	Location	Source
Oregon	1			Feb. 29	17 th	Washington C.	
Washington	2			Feb. 29	18, 19 th		
	1	M	30s	Jan. 21	1 st	Snohomish	[7]
Illinois	1			Mar. 1	20 th		
	1	M	60s	Jan. 30	6 th	Chicago	[12]
	1	F	60s	Jan. 24	2 nd	Chicago	[8]
California	2	unkn.	unkn.	Jan. 26	3 rd , 4 th	Orange C., L.A.	[9]
	1	M	adult	Jan. 31	7 th	Santa Clara C.	[17][18]
	1	F	unkn.	Feb. 2	9 th	Santa Clara C.	
	1	M	57	Feb. 2	10 th	San Benito C.	
	1	F	57	Feb. 2	11 th	San Benito C.	
	1		65	Feb. 28	16 th	Santa Clara C.	
	1			Feb. 21	13 th	Humboldt C.	
	1			Feb. 21	14 th	Sacramento C.	
	1			Feb. 26	15 th	[Northern California]	
Massachusetts	1	M	20s	Feb. 1	8 th	Boston	[16]
Arizona	1	unkn.	student	Jan. 26	5 th	Maricopa County	
Wisconsin	1			Feb. 5	12 th	Madison	

Patients Under Investigation (PUI) in the United States

CDC in the early stages released information regarding the number of cases and people under investigation that was updated regularly on Mondays, Wednesdays, and Fridays. Below we provide the historical reports that we were able to gather in order to track the progression in the number of suspected cases and US states involved through time in the initial stages

As of Feb. 10:

<i>Number of U.S. States with PUI</i>	<i>36</i>
Positive	12
Negative	318
Pending (specimens awaiting testing)	68
TOTAL	398

As of Feb. 7:

<i>Number of U.S. States with PUI</i>	<i>36</i>
Positive	12
Negative	225
Pending (specimens awaiting testing)	100
TOTAL	337

As of Feb. 5:

<i>Number of U.S. States with PUI</i>	<i>36</i>
Positive	11
Negative	206
Pending (specimens awaiting testing)	76
TOTAL	293

As of Feb. 3:

<i>Number of U.S. States with PUI</i>	<i>36</i>
Positive	11
Negative	167
Pending (specimens awaiting testing)	82
TOTAL	260

As of January 31:




<i>Number of U.S. States with PUI</i>	<i>36</i>
Positive	6
Negative	114
Pending (specimens awaiting testing)	121
TOTAL	241

Previously, as of January 29, there were 92 suspected cases awaiting testing.

--	--

Number of U.S. States with PUI	36
Positive	5
Negative	68
Pending (specimens awaiting testing)	92
TOTAL	165

Timeline of Events

-  On January 31, HHS declared Coronavirus a Public Health Emergency in the US (<https://www.hhs.gov/about/news/2020/01/31/secretary-azar-declares-public-health-emergency-us-2019-novel-coronavirus.html>)
As of Jan. 31, the Wuhan coronavirus is officially a public health emergency in the United States, Alex Azar, secretary of the US Department of Health and Human Services (HHS), announced at a White House press briefing.
-  On Jan. 31, the U.S. Centers for Disease Control and Prevention (CDC) **issued a federal quarantine for 14 days** affecting the 195 American evacuees from Wuhan, China. Starting Sunday, Feb. 2, U.S. citizens, permanent residents and immediate family who have visited China's Hubei province will undergo a **mandatory 14 days quarantine** and, if they have visited other parts of China, they would be screened at airports and asked to self-quarantine for 14 days. The last time the CDC had issued a quarantine was over 50 years ago in the 1960s, for smallpox.
-  President Donald Trump signed an order on Jan. 31 for the U.S. to **deny entry to foreign nationals who traveled to China** within the preceding two weeks, aside from the immediate family of U.S. citizens.
- On Jan. 30, the CDC had confirmed the **first case of person to person transmission in the U.S.:** ^[12] the husband of the Chicago, Illinois case who had returned from Wuhan, China on Jan. 13 and who tested positive for the virus on Jan. 24).
- CDC stated on Jan. 30 that "It is likely there will be more cases of 2019-nCoV reported in the U.S. in the coming days and weeks, including more person-to-person spread."^[12]
- The virus had been confirmed in **5 states**.
- On Jan. 31, **New York City** health officials vehemently denied the rumor regarding a coronavirus case in the city. ^[13] On Feb. 1, however, the city's health commissioner did report that there was a test being performed on a person under 40 who had returned from China, developed matching symptoms, and tested negative to the seasonal flu.
- Most US patients had recently visited Wuhan.**
- All of the first five U.S. cases were described as **mild**.
- A study on the first US case of novel coronavirus detailed mild symptoms followed by pneumonia (https://www.cnn.com/2020/01/31/health/washington-coronavirus-study-nejm/index.html?utm_term=link&utm_medium=social&utm_content=2020-02-01T00)

U.S. Airlines suspended ALL flights between the U.S. and China

On Friday, January 31, Delta, American and United announced they would temporarily suspend all of their mainland China flights in response to the coronavirus outbreak.^[14]

Prior to this January 31 announcement:

- UNITED AIRLINES**
on Jan. 28 had announced it would cut 24 flights between the U.S. and China for the first week of February.
- AMERICAN AIRLINES**

on Jan. 29 had announced it would suspend flights from Los Angeles to Shanghai and Beijing from Feb. 9 through March 27, 2020. It will maintain its flight schedules (10 daily A/R) from Dallas-Fort Worth to Shanghai and Beijing, as well as from Los Angeles and Dallas-Fort Worth to Hong Kong.

- **DELTA**

had not adjusted its schedule of direct flights from the U.S. to China. It is the only airline with direct flights to not take action so far.

The White House was considering issuing a ban on flights between the United States and China, as of late Jan. 28^[11]. Italy has announced on January 31 that it was suspending all flights to and from China following the first 2 cases of coronavirus in Italy.

Travel Alert: Do Not Travel to China

- The U.S. State Department on January 30 issued a **Level 4: Do Not Travel to China Alert** (<https://travel.state.gov/content/travel/en/traveladvisories/traveladvisories/china-travel-advisory.html>) ^[4] (the highest level of alert).
- Previously, on January 29, the advisory was set at a lower "Level 3: Reconsider Travel" advising not to travel to Hubei Province: (Level 4) and reconsider travel to the remainder of China (Level 3).
- The CDC on Jan. 28 issued a Level 3 Warning (<https://wwwnc.cdc.gov/travel/notices/warning/novel-coronavirus-china>), recommending that travelers **avoid all nonessential travel to China** ^[5].

Screening incoming passengers at 20 airports in the U.S.

On January 17, the CDC announced that 3 airports in the United States would begin screening incoming passengers from China: SFO, JFK, and LAX ^[6] Other 2 airports were added subsequently, and on January 28, the U.S. Department of Health and Human Services (HHS) announced that 15 additional U.S. airports (bringing the total to 20) would begin screening incoming travelers from China.

Below is the complete list of airports where screening for the 2019 Novel Coronavirus (2019-nCoV) is in place:

- Los Angeles International (LAX)
- San Francisco International (SFO)
- Chicago O'Hare
- New York JFK
- Atlanta Hartsfield-Jackson International
- Houston George Bush Intercontinental
- Dallas-Fort Worth International
- San Diego International
- Seattle-Tacoma International
- Honolulu International
- Anchorage Ted Stevens International
- Minneapolis-St. Paul International
- Detroit Metropolitan
- Miami International
- Washington Dulles International

- Philadelphia International
- Newark Liberty International
- Boston Logan International
- El Paso International
- Puerto Rico's San Juan Airport

Sources for the historical account

1. Novel Coronavirus (2019-nCoV) situation reports (<https://www.who.int/emergencies/diseases/novel-coronavirus-2019/situation-reports/>) - World Health Organization (<https://www.who.int/>) (WHO)
2. 2019 Novel Coronavirus (2019-nCoV) in the U.S (<https://www.cdc.gov/coronavirus/2019-ncov/cases-in-us.html>) - U.S. Centers for Disease Control and Prevention (<https://www.cdc.gov/>) (CDC)
3. Symptoms of Novel Coronavirus (2019-nCoV) (<https://www.cdc.gov/coronavirus/2019-ncov/about/symptoms.html>) - CDC
4. China Travel Advisory (<https://travel.state.gov/content/travel/en/traveladvisories/traveladvisories/china-travel-advisory.html>) - U.S. State Department, accessed January 31, 2020.
5. Novel Coronavirus in China - Warning - Level 3, Avoid Nonessential Travel (<https://wwwnc.cdc.gov/travel/notices/warning/novel-coronavirus-china>) - CDC, January 28, 2020.
6. Public Health Screening to Begin at 3 U.S. Airports for 2019 Novel Coronavirus ("2019-nCoV") (<https://www.cdc.gov/media/releases/2020/p0117-coronavirus-screening.html>) - CDC January 17, 2020
7. First Travel-related Case of 2019 Novel Coronavirus Detected in United States (<https://www.cdc.gov/media/releases/2020/p0121-novel-coronavirus-travel-case.html>) - CDC, January 21, 2020
8. Second Travel-related Case of 2019 Novel Coronavirus Detected in United States (<https://www.cdc.gov/media/releases/2020/p0124-second-travel-coronavirus.html>) - CDC, January 24, 2020
9. CDC confirms additional cases of 2019 Novel Coronavirus in United States (<https://www.cdc.gov/media/releases/2020/s0126-coronavirus-new-cases.html>) - CDC, January 26, 2020
10. 2019 Novel Coronavirus (2019-nCoV) in the U.S. (<https://www.cdc.gov/coronavirus/2019-ncov/cases-in-us.html>) - CDC, Updated January 29, 2020
11. White House considers ban on flights to China amid coronavirus outbreak (<https://eu.usatoday.com/story/travel/news/2020/01/28/white-house-considers-ban-china-flights-amid-coronavirus-outbreak/4602839002/>) - USA Today, Jan. 28, 2020
12. CDC Confirms Person-to-Person Spread of New Coronavirus in the United States (<https://www.cdc.gov/media/releases/2020/p0130-coronavirus-spread.html>) - CDC Press Release, Jan. 30, 2020
13. NYC Officials Deny Report Of Coronavirus Amid Confusion (<https://www.forbes.com/sites/sergeiklebnikov/2020/01/31/nyc-officials-deny-report-of-coronavirus-amid-confusion/#351e47b5652c>) - Forbes, Jan. 31, 2020
14. Delta, American, United to suspend all China mainland flights as coronavirus crisis grows (<https://eu.usatoday.com/story/travel/2020/01/31/coronavirus-china-flight-ban-delta-cuts-all-flights-white-house/4620989002/>) - USA Today, Jan. 31, 2020
15. Secretary Azar Declares Public Health Emergency for United States for 2019 Novel Coronavirus (<https://www.hhs.gov/about/news/2020/01/31/secretary-azar-declares-public-health-emergency-us-2019-novel-coronavirus.html>) - U.S. Department of Health and Human Services (HHS), Jan. 31, 2020
16. Man returning from Wuhan, China is first case of 2019 Novel Coronavirus confirmed in Massachusetts (<https://www.mass.gov/news/man-returning-from-wuhan-china-is-first-case-of-2019-novel-coronavirus-confirmed-in>) - Massachusetts Department of Public Health, Feb. 1, 2020
17. County of Santa Clara Public Health Department Reports First Case of Novel (new) Coronavirus (<https://www.sccgov.org/sites/phd/news/Pages/novel-coronavirus-1-31-2020.aspx>) - Santa Clara County Public Health, Jan. 31, 2020
18. Coronavirus: First case confirmed in Santa Clara County (<https://www.mercurynews.com/2020/01/31/santa-clara-coronavirus/>) - Mercury News, Jan. 31, 2020

worldometer (/)

[about \(/about/\)](#) | [faq \(/faq/\)](#) | [languages \(/languages/\)](#) | [contact \(/contact/\)](#) | [report coronavirus cases \(/report_us/\)](#)

[\(/newsletter-subscribe/\)](#) <https://twitter.com/Worldometers> <https://www.facebook.com/Worldometers.info>

© Copyright Worldometers.info - All rights reserved - [Disclaimer & Privacy Policy \(/disclaimer/\)](#)

 TaxSlayer® | **TRUSTED**